

Description and technical data:

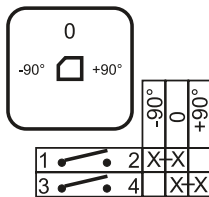
- switch in plastic box with special lever
- protection IP65, clamps and connectors are protected against contact with degree of protection IP 20
- fixation on the base with 2 screws M4
- two cable terminals are part of delivery: Pg 16 for S10 – 16 JPS, Pg 21 for S25 JPS
- they are in accordance with STN EN 60947-3(EN 60947-3, IEC 60947-3, ČSN 60947-3), STN EN 60204-1, VDE0606
- they are in accordance with T 32 and temperatures of ambient -30°C- +55 °C
- possibility delivery of switches by the specification of customer

Type	S10J	S16J	S25J	
Rated voltage $U_i$ (V)*	690**	690**	690**	
Rated impulse withstand voltage $U_{imp}$ (kV)	4	4	4	
Rated thermal current $I_{th}$ (A)	10	16	25	
Rated operational current $I_e$ (A), AC-21A, AC-1				
AC- 3, short circuit armature motors	1 phase 220 - 240 V	1,5/8,5	1,7/9,6	2,6/14,7
	3 phase 220 - 240 V	2,5	3	4,5
	380 - 400 V	3,5/6,3	4/7,2	7,5/13,5
	500 V	3,5	4	7,5
AC- 23, switching the motors and high inductive loads	1 phase 220 - 240 V	1,7/9,6	2,3/13	3/17
	3 phase 220 - 240 V	3	4	5,5
	380 - 400 V	6/10,8	7,5/13,5	11/19,8
500 V	6	7,5	11	

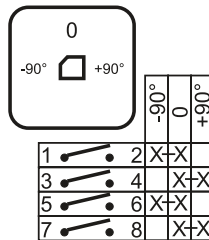
STN 330420- valid for mains with grounded neutral point, category of overstrain III. And degree of contamination 2,  $U_i = 500V$  if degree of contamination is 3.

The most common electric scheme of switching.

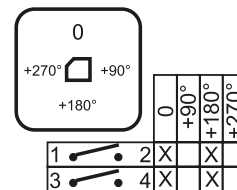
S...JPS 0103 044 C4



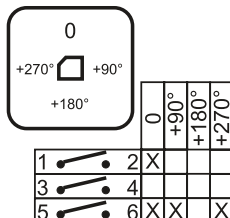
S...JPS 0203 275 C4



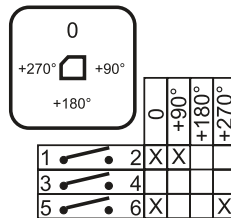
S...JPS 0104 048 A4



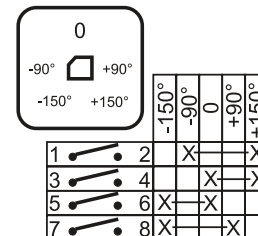
S...JPS 0204 277 A4



S...JPS 0204 278 A4



S...JPS 0205 271 C4



Possibility to adjust switches according to specification of customer

